

NEW

FORD

TRACTOR



YOU'VE NEVER SEEN



A TRACTOR TO MATCH THIS!

- ✓ **MOST ADVANCED HYDRAULIC SYSTEM IN ANY TRACTOR**
Live-Action with HY-TROL
- ✓ **EXTRA POWER WITH GREAT NEW "RED TIGER" ENGINE**
Ford's Greatest Tractor Engine
- ✓ **NEW LIVE POWER TAKE-OFF***
- ✓ **A BIGGER, HEAVIER, MORE RUGGED TRACTOR**
- ✓ **A NEW HIGH IN COMFORT, CONVENIENCE, SAFETY**
- ✓ **AND A LOW FORD PRICE, TOO**

**Sold separately*

New Performance—New Convenience—New Economy

In the new Ford Tractor you will discover a new all-around workability that brings new usefulness to tractor power on the farm. You will find that here is a tractor that establishes new high standards of tractor performance and economy. It is truly an all-purpose, all-farm tractor.

That's because this new tractor measures up to the job, whatever it may be—heavy plowing or discing—planting or cultivating—farm improve-

ment jobs like terracing, building trench silos or ponds, making pastures—digging post holes or sawing wood—plowing snow or mowing hay.

There is no family-size farm on which the new Ford Tractor cannot be usefully busy every day of the year; no commercial farm so large but that two or more of these great new tractors cannot handle all but the most highly specialized jobs, with outstanding efficiency and economy.

Yours for Easier Working—Better Living

All too many farmers, working as hard as they can, barely keep up with their crops and chores. There's little time left for anything else which helps make life worth living.

Through its advanced design and its ability to do so many jobs so well, the new Ford Tractor can help to change this—can save you many minutes or hours a day, many days or even weeks per year. That's what it has been designed for—not just to be another tractor, but to be the greatest work and time saver and most useful all-around "hired hand" on your farm.

In the new Ford Tractor you get the best features and advantages responsible for the wide popularity of Ford Tractors in the past—plus as noteworthy a group of advancements as were ever combined in one new model. Back of it is the knowledge gained in manufacturing over two million farm tractors. Into it have gone the lessons learned from thousands of written reports by farmers and years of field testing. It's a *new* tractor—new in the extra work it can perform—but fully Ford-proved in basic design.

DEARBORN MOTORS CORPORATION, BIRMINGHAM, MICHIGAN
National Marketing Organization for the Ford Tractor and Dearborn Farm Equipment





Sure, you

Every Time-Proved Ford Tractor

3-POINT HITCH

for Mounted Implements

With the new Ford Tractor there's no time lost getting ready for work. When you get out in the morning to start cultivating, you are on the way to the field in a jiffy. A Dearborn Cultivator can be attached in 60 seconds or less . . . you merely connect the two lower links and then the upper link . . . the job is finished! Plows attach in the same fashion; so do middlebusters, disc harrows, field cultivators, scoops, and a long list of other Dearborn Implements.

This saving in time may not seem important in attaching just one implement. But, add up the time saved in attaching and detaching all the implements you use throughout the year. It could easily amount to several working days!



BUILT-IN TRACTION

without Dead Weight

As every farmer knows, the ability of a tractor to pull is dependent upon the weight and power at its rear wheels. Now, note that most Dearborn Implements are *carried* on the Ford Tractor. In effect, the tractor's rear wheels become wheels for the implement. Many Dearborn Implements, such as the plow, are designed with "suck." This suck, or down pull, in effect adds more weight on the drive wheels for greater traction! Naturally you get less down pull in light soils, but more in heavy soils . . . right when needed . . . automatically!

Therefore, with just one investment in a tractor you have, in a sense, two tractors—a "high speed" tractor for light jobs and a "heavy" tractor for tough jobs.



4-WHEEL STABILITY

Row Crop Ability


You get 4-wheel stability and the ease and accuracy of steering that only 4 wheels can give. In plowing this means you can set the right tire against the furrow wall—no "fighting" the wheel to maintain a full cut. You also have a range of wheel spacings to fit just about any row crop that's grown. Front and rear wheels can be spaced in four-inch steps from 48 to 76 inches. Wheels on one side can be set wide while wheels on the opposite side can be set narrow—a valuable feature for haymaking and hillside work.

When using wide wheel spacings, radius rods can be moved out on a fixed section of the axle for added support.



get . . .

Advantage Including—



Touch Control Lever



Selector Lever—When the Selector Lever is "Down" you're in Constant Draft Control. When "Up" you're in Implement Position Control.



HYDRAULIC TOUCH CONTROL

The Ford Tractor makes implement handling easier because it eliminates levers, ropes and other devices to control implements. The vast majority of implements are controlled by the tractor's Hydraulic Touch Control lever.

When going to the field the Ford Tractor carries implements instead of dragging them along behind. There's no need to hold down on road speed to "save" the implement; saves time, cuts implement repair bills.

When in the field it's easy to adjust implement working depth, raise the implement to make turns and back up to get into corners. All this with a little lever that you can raise or lower with your fingertips!

CONSTANT DRAFT CONTROL

When discing, plowing or doing similar jobs—you know the depth you want to work. Start off, and lower the Ford Tractor's Hydraulic Touch Control lever to get that depth. Once set, the hydraulic mechanism will automatically keep the implement at a depth to give a constant draft.

In other words, implements will work at the same depth in uniform soil even if your field is ridged or uneven! But if you encounter variations in soil, the implement can be maintained at the desired depth by moving the Hydraulic Touch Control lever up or down.

With the Live-Action Hydraulic System you get much faster response to soil conditions or to any changes made in the Touch Control setting. No "lag" ever!

IMPLEMENT POSITION CONTROL

But say your field is smooth, yet soil conditions "vary all over the lot." Then flip the Selector Lever, as shown in the inset photo above, to the "Up" position. Now you are in Implement Position Control. No matter how much the soil varies, this control is designed to maintain a constant working depth in a smooth field, automatically, without moving the Ford Tractor's Hydraulic Touch Control lever.

You'll find Implement Position Control useful on many jobs—see the "Operator's Manual" for details.

How many tractors have a hydraulic mechanism that gives you a choice of hydraulic actions at the flick of a lever? How many are designed to fit all of your soil and field surface conditions so well? Answer: Just one . . . Ford!

Many **NEW**
Hydraulic
Features

THE MOST ADVANCED HYDRAULIC SYSTEM IN ANY TRACTOR!

LIVE-

The new Ford Tractor's Hydraulic System is the most advanced in any tractor on the market because it can be used in more ways and on more jobs. It also gives better all-round performance on those jobs.

The engineers call it a "solid system." This means the hydraulic lines are filled with oil at all times. That's why it has *Live-Action*—there's no lag, no waiting for lines to fill . . . no over-control, no under-control! You get positive, split-second, accurate response. And, as explained on the previous page, you have at all times a choice between Constant Draft and Implement Position Control simply by flicking the Selector Lever.



. . . You get this

Like a modern water system—instant response when you want it!




. . . Not this

No priming the pump—no waiting for action—no time lag!

ENGINE-DRIVEN PUMP

Because the hydraulic pump is engine-driven, you get *Live-Action* whenever the engine is running. Your clutch can be disengaged and you still have instant response. This means less shifting, less time lost especially when attaching implements.

With Hy-Trol you can vary the flow of oil to get from normal to fast response to suit the job. This control is located on the front of the pump, shown right. You simply turn the knob to vary the amount of oil pumped at normal engine speed.



All inside the tractor—ram cylinder and piston, unloading valve, check valve, control valve, high pressure relief valve, safety valve, and separate oil reservoir.



ACTION...with HY-TROL



Operates whenever engine is running

When backing up to an implement you can really "spot" the lower links of the Ford Tractor with the Live-Action Hydraulic System. You can do this with the clutch engaged or disengaged. You get quick, accurate response—makes easy 3-point implement attachment even easier.

Should you get "hung" under a rock when plowing, Live-Action makes it easier to back up and lift out.




Choice of operating speeds

You are not limited to one-speed hydraulic action on the new Ford Tractor. Now, when a certain job calls for fast hydraulic action, all you need to do is turn the convenient Hy-Trol knob on the hydraulic pump. This increases flow of hydraulic fluid; hence speed of hydraulic action. Think of the time you can save and the better work you can do with a *choice* of hydraulic speeds!



Split-second response

Move the Hydraulic Touch Control lever on the new Ford Tractor and you get *immediate response*. You have complete hydraulic control whenever the engine is running. It makes no difference whether the clutch is engaged or not, whether the PTO is engaged or not—the new Ford Tractor's hydraulic action is ready whenever *you* are. This can even cut implement repair bills; see above!



More lifting power

More lifting power gives you two important advantages. First, you can handle bigger implements. This helps increase the tractor's capacity to do more work. And second, you can lift heavier loads—do more heavy-duty work with loaders, scoops or cranes operated from the built-in hydraulic system. The new Ford Tractor's Hydraulic System can lift approximately 1000 pounds at the drawbar.

PLUS...

Complete Range of **REMOTE CYLINDER*** Applications

HYDRAULICS

than you ever

REMOTE CONTROLS QUICKLY ATTACHED

You can now use handy Ford Tractor hydraulic power for easier, faster operation of pulled implements and machines—as well as mounted tools.

The uses of a remote cylinder are almost limitless. It is a labor saver wherever implement adjusting levers or cranks are now being used. And, the flexible-coupled remote cylinder (ASAE Standards) is also a highly useful portable power tool for dozens of odd jobs on the farm.

When you want to operate a remote cylinder, simply attach the quick-coupling hose lines to the new Ford Tractor remote cylinder control valve. Then notice how the advanced Ford Tractor remote control makes work go easier, helps to do a better job.



Close Adjustment, Smooth Performance

You can get fast action or slow action or stop the cylinder at any point in its stroke. Or, by pushing the Remote Control lever to either the extreme forward or backward position, you can take your hand off the lever and the cylinder will automatically complete its stroke and the Remote Control lever automatically returns to neutral position. Manual adjustable stops permit you to regulate the length of the hydraulic stroke. Gives quick, easy control of the degree of action to fit the job at hand.

ALSO SINGLE ACTING BOOSTER CYLINDERS



Low cost booster cylinders attached to the Dearborn Rear Mounted Loader more than double its lifting capacity. Working with the built-in lifting arms on the tractor hydraulic system, its load lifting capacity is increased to 500 pounds, raising the load as high as six feet. Sold with Dearborn Rear End Loader.



HARNESSED to work in more ways thought possible!

OPERATE FRONT LOADER and REAR TOOLS FROM HANDY TOUCH CONTROL LEVER

You can operate a front-mounted Dearborn Standard Loader and rear tools by the same handy Touch Control lever, practically at the same time. A simple flick of the Selec-Trol instantly directs the full flow of the pump to either the front or rear tool. No need to buy an extra hydraulic pump!



Handy Selec-Trol

This two-way operation doubles the usefulness of the new Ford Tractor when using front-mounted manure loaders, scoops, cranes, scrapers, etc. That's why the new Ford Tractor can often do as much work as two tractors and two operators working with separate tools.



Raise and lower combine header with tractor hydraulic power. Fast lifting response gives you extra protection when obstructions appear. Helps you get more "down" grain.



Adjust picker snouts to get more corn. Ride close to the ground to pick up down stalks. Raise picker snouts over ridges without stopping or slowing down.




Adjust planting depth without reaching for levers or cranks. Avoid rocks—hold down breakage and bending of drill parts. Cross grassed waterways without slowing down.



Angle and straighten pull-type discs while on the go. Avoid trouble in wet spots. Straighten the discs to cross grassed waterways and at headlands.



Booster cylinders double capacity of this Dearborn Rear End Loader. These boosters give you a breakaway lift of approximately 1500 pounds for tightly packed manure.




Portable power for dozens of jobs—a few include straightening frames and other bent machinery parts, pulling press-fit wheels, bearings or shafts.

**Hydraulic equipment described on these pages is sold separately. You buy only what you need.*

New

**RED
TIGER**

Engine



FORD'S

...the most



GREATEST TRACTOR ENGINE

modern in ANY Tractor!

POWER THAT **PUR-R-R-S** WHEN THE GOING GETS TOUGH!

The printed page can never fully describe Ford's new "Red Tiger" engine because this new engine expresses itself best *in action*. Then it speaks a language all its own.

Instead of snorting and popping, this tractor just stays right in there and pur-r-r-s through a tough pull. If you like a smooth running engine—one that breezes along almost without effort under normal loads but can *put on the pressure* on heavy pulls, then the sound of Ford's new "Red Tiger" at work will be music to your ears. You'll *hear* and *feel* the difference when you put the new Ford Tractor through its paces . . . and you'll see the extra work it can handle!

Extra Power with High Economy!

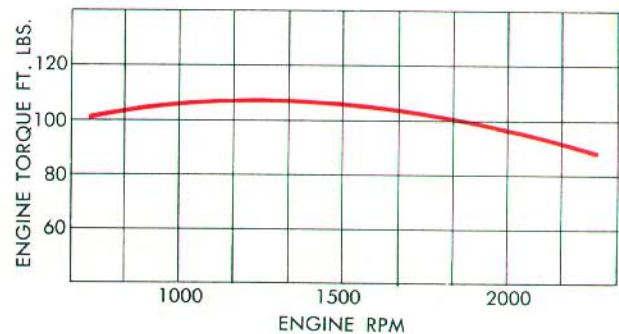
Day-to-day performance and workability are important—and you get plenty of both in the new Ford Tractor with the "Red Tiger" engine. But the *cost* of operation is important, too, and this new engine has plenty to offer here.

The new Ford Tractor produces more work from each gallon of gas . . . saves a great deal on fuel bills. You will find your fuel savings in a year's time with the new Ford Tractor can add up to a considerable amount!

Without question, Ford's new "Red Tiger" engine makes a notable contribution to more efficient, lower cost farming . . . power that pays its way and gives you a big dividend in more work done.



Cuts piston travel. The new Ford "Red Tiger" engine works less for the power it delivers. "Waste motion" and wear on both pistons and cylinders are cut to a minimum. Travel of each piston is reduced approximately 5 miles in a working day. Think what that means in added engine life, extra power and economy!




More lugging power. When the new Ford Tractor engine begins to slow down under heavy load, its "pull" increases. This characteristic, known as high torque, means more lugging power. The new Ford Tractor gives you more lugging ability over a wider range of engine speeds—more real *work power* than many larger tractors costing hundreds of dollars more!

**LARGE BORE,
SHORT STROKE**

*More Power!
Less Engine Friction!
Longer Life!*

HERE'S WHY




When you check into the inside features of Ford's new "Red Tiger" engine, you will see why it delivers so much more in the way of power, economy and long life—why it sets a *new high* in all-around tractor engine performance.

The secret is the large bore, short stroke design that develops extra power with less piston travel, less friction and wear—transforms more fuel power into work power! But,

this is just one advantage, although an extremely important one. There's much more.

All the way through, you will find outstanding features in this new engine. Some are shown on the next page. There are many more that can't be pictured here, but contribute greatly to easier servicing, plus the kind of on-the-job dependability you want and need in a tractor engine.

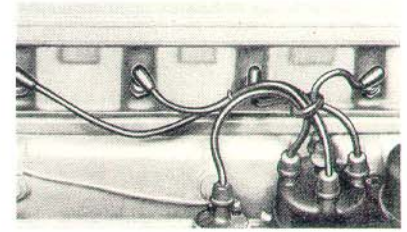
FORD'S "RED TIGER" ENGINE GIVES YOU MORE




Freely Rotating Exhaust Valves—For evenness of wear that maintains engine compression over a longer period. The chances of valve sticking are thereby greatly reduced.



Centrifugally Cast Alloy Sleeves to produce a tough, closely-knit sleeve that wears better, gives longer cylinder life. Dry sleeves provide for a more rigid cylinder block.




Weatherproofed Ignition—Each spark plug terminal and lead wire integrally sealed in moulded rubber. Distributor itself is tightly sealed against dust and dampness.




Full-Flow Oil Filter—Under normal operating conditions all of the oil is filtered every trip through the engine. Tests show that engine life is increased substantially.



Fast-Acting Governor—works lightning fast! Mounted directly on crankshaft as integral part of the engine—does not operate off gears. Fully lubricated, completely sealed.



Engine-Mounted Muffler—Above the exhaust manifold—completely protected and far above inflammable chaff and straw. Rear tail pipe puts engine noise *behind* you.




Balanced Crankshaft—Precision molded, balanced in motion. Mirror-like bearing finish reduces friction to a minimum. Finest crankshaft ever put into a tractor engine—and only Ford has it.




Pressurized Cooling System—Operates at higher temperatures without boiling away antifreezes. An engine runs more efficiently at controlled higher temperatures.




Oil Bath Air Cleaner—heavy-duty, time-tested. With proper maintenance, does much to lengthen engine life. Screened air intake is easily removed for cleaning.



Full Pressure Oil System—The large volume oil pump delivers full pressure lubrication at normal operating speeds, maintains proper oil circulating pressure at idling speeds.



New Fuel-Saver Carburetor—Specially built to deliver economically proportioned fuel mixtures at all speeds. Improves engine performance and power, saves on fuel bills!



Front PTO, Quick Attached—Just remove 4 bolts and you're ready for quick, easy attaching of front end driven tools such as sprayers, hydraulic pumps, etc.

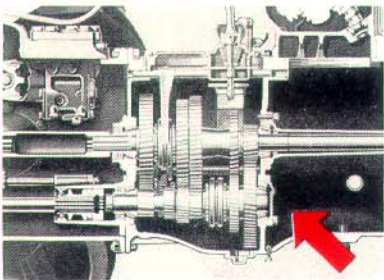
**BIGGER...
HEAVIER...
STURDIER...**

throughout




The entire tractor has been designed with the extra size, weight and strength to match the increased power of the new Ford Tractor "Red Tiger" engine. Wheelbase has been lengthened, adding greatly to all-around working stability. The greater weight is properly distributed over this longer wheelbase to increase traction and ground-hugging ability.

Throughout the tractor, parts have been strengthened, given added size and weight which means additional dependability and longer life. The differential and rear axle have been improved to effectively transfer the tractor's engine power into extra field performance. Gears are bigger, parts are sturdier. Here is a tractor built for a long lifetime of hard work!



Power-Saving Transmission

Precision-cut helical gears and tapered roller bearings reduce friction and power loss. Sturdier gears and parts and rigid transmission assembly resist deflections so common to less well-built transmissions. New slow reverse gear for more positive control, greater safety.



Heavy-Duty Front Axle

The new longer, stronger front axle permits extension of front wheels to full 76-inch spacing without reversing the wheels. This results in more positive, easier steering. Heavy duty radius rods give strong axle support at all wheel spacings.



Broad Base for Overhanging Loads

You get more load-lifting stability and safety with the new Ford Tractor because the front and rear wheels are farther apart. This longer wheelbase permits use of increased capacity implements—helps to get more work done safely and easily.

New!
**LIVE POWER
TAKE-OFF***



Live PTO helps keep corn picker humming in heavy crops. Due to less clogging and less getting off the tractor, corn picking goes along faster and easier—safer, too.

Corn picking, combining, forage harvesting, crop shredding . . . Ford Tractor's Live PTO can greatly increase the performance of any PTO-driven machine. It often eliminates the need for an auxiliary engine.

LESS SLUGGING LESS PLUGGING LESS GEAR SHIFTING

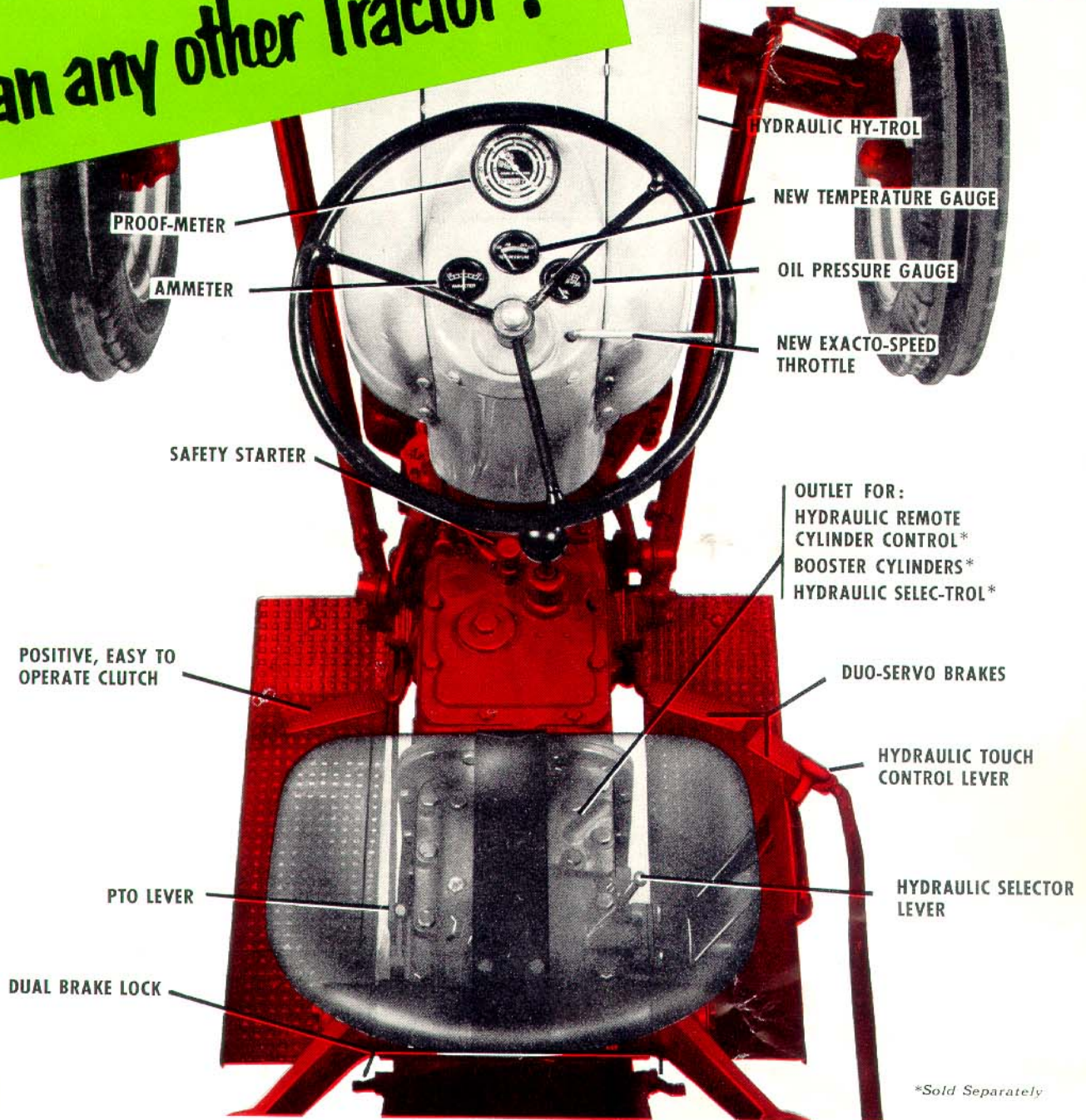
Step up performance of your PTO-driven machines like never before! When you get into heavy going and the machine starts to clog, simply move the Live PTO lever. A separate clutch stops the tractor *while the PTO-driven machine stays under power*. All the tractor engine power goes to the PTO shaft and the machine quickly clears itself. There's no interrupting the flow of power to the machine—no gear shifting—no getting off the tractor. Most slugging and plugging of the machine can be done away with. Think of the hours of field time you save, as well as all the trouble of cleaning out clogged machines! Naturally, this means safer operation, too.

Along with the Live PTO clutch, you have the regular PTO throw-out lever. Depressing the tractor's regular clutch pedal stops both the PTO and tractor.

**Sold separately*

**MORE CONTROLS
than any other Tractor!**

NO WONDER



**Sold Separately*

LOOK AT WHAT YOU HAVE TO WORK WITH . . .

The difference between an easy-handling, smooth-working tractor that really does a job and a man-killing brute is largely a matter of how well and how easily you can control its operation. The more things you can get done just by touching a knob or lever, the easier the job is on *you*. The more jobs controlled automatically, the better the work you'll do.

Also, the closer watch you can keep on the way your tractor is running, the easier it is to keep it in tiptop condition, and the less danger there is of breakdowns. That's why the *number* of controls and gauges on a Ford Tractor, their *convenient location* and *ease of use* are so important. In sizing up the new Ford Tractor take a look at all you have to work *with*.

YOU CAN DO MORE WORK, EASIER



5 INSTRUMENTS IN 1


The Proof-Meter, standard equipment on the Ford Tractor, registers (1) engine speed, (2) tractor travel speed, (3) PTO speed, (4) belt pulley speed, and (5) hours of tractor operation.

PROOF-METER...

Ford Is the Only Tractor that Gives You the Facts

No longer is it necessary to operate a tractor "by-guess and by-gosh"—not when you have a Ford Tractor with Ford's exclusive Proof-Meter. You have *proof before your eyes* of exactly what the tractor is doing. In plowing, for example, the Ford Tractor performs best at an engine speed of 1750 rpm. In dozens of other ways such as maintaining the correct field speed for planting—desired PTO speed for combining—proper belt pulley speed for feed grinding—the Ford Tractor Proof-Meter helps you do better work. But that's not all—

Proof-Meter also keeps a record of hours of tractor operation—helpful in knowing when to change oil, replace the oil filter cartridge, change plugs—also gives you a handy record for figuring hours of custom work. Wonderful for figuring costs! Only the Ford Tractor with Proof-Meter gives you all these operating facts—dares to put proof of performance right before your eyes!



PROOF... of Engine Speed

Operating a tractor at proper engine speed can substantially increase its working efficiency. You *know* when your Ford Tractor engine is running at proper speed—Proof-Meter gives you this information at all times.



PROOF... of Hours Worked

There's no guessing when to change oil, replace the oil filter cartridge, service the air cleaner, repack the front wheels. Proper servicing of the Ford Tractor is easier because you have definite Proof-Meter data.



PROOF... of Travel Speed

When planting calls for a field speed of 4 miles per hour, you can hit this speed right on the nose with the Ford Tractor. Helps, too, in mowing, raking, spraying, where best results depend on the right speed.



PROOF... of Correct PTO Speed


In combine operation, good threshing performance depends considerably on proper cylinder speed. You have a constant check of PTO and cylinder speeds *under operating conditions* with the Proof-Meter.



PROOF... of Belt Pulley Speed

There are many belt-driven machines such as corn shellers, hammermills, saws, etc., where control of speed is important both for efficient performance and safety. The Proof-Meter shows right PTO speed.

ALL THESE FEATURES ARE STANDARD



4-WHEEL STABILITY . . . Row Crop Ability

You get stability, ease and accuracy of steering that only wide-spaced front wheels can give. Front and rear wheels can be spaced in 4-inch steps from 48 to 76 inches to fit just about any row crop. Wheels on one side can be set wide with wheels on the opposite side set narrow—valuable for haymaking and hillside work.



EASY-READ PROOF-METER . . . Replaces

Guesswork with Facts! Even the most experienced tractor operator normally operates by hit-or-miss methods because he has no sure check of engine operation. The PROOF-METER supplies this missing link. It registers engine speed, tractor travel speed, PTO speed, belt pulley speed and hours of tractor operation. Just a glance now and then tells you the facts that help you do better work, prolong equipment life, make more money.



BUILT-IN HYDRAULIC SYSTEM . . . Standard

Performs as *part* of the Ford Tractor, and all other operations of the tractor are coordinated with it. This built-in system gives you both Constant Draft Control and Implement Position Control. Since the hydraulic system is standard, Dearborn Implements are engineered to take advantage of it.



POWER TAKE-OFF . . . Regular Equipment

Operates PTO-driven mowers, post hole diggers, sprayers, dusters. Can be quickly converted to drive any PTO-operated machine that has standard ASAE drive coupling. New powerful "Red Tiger" engine improves performance of PTO-driven machines—Proof-Meter shows proper PTO speed.


FOR DAY-TO-DAY COMFORT AND ECONOMY




SAFETY STARTER . . . Every Tractor Should Have One—Every Ford Does!—Unless the tractor is in neutral this starter will not operate. No danger of starting the engine in gear and hitting someone or jamming the tractor's radiator into the end of the shed.



STANDARD DRAWBAR . . . For Your Pulled Tools Eleven holes in drawbar permit a wide choice of hitching positions. Drawbar can be raised or lowered to give proper pulling height for implement being used. Swinging drawbar (sold separately) can also be attached.




OIL FILTER . . . Cleans Every Drop Every Time Around—Under normal operating conditions all of the oil is filtered every trip through the engine because all of the oil must pass through the Full-Flow oil filter. Tests show engine life is increased substantially.



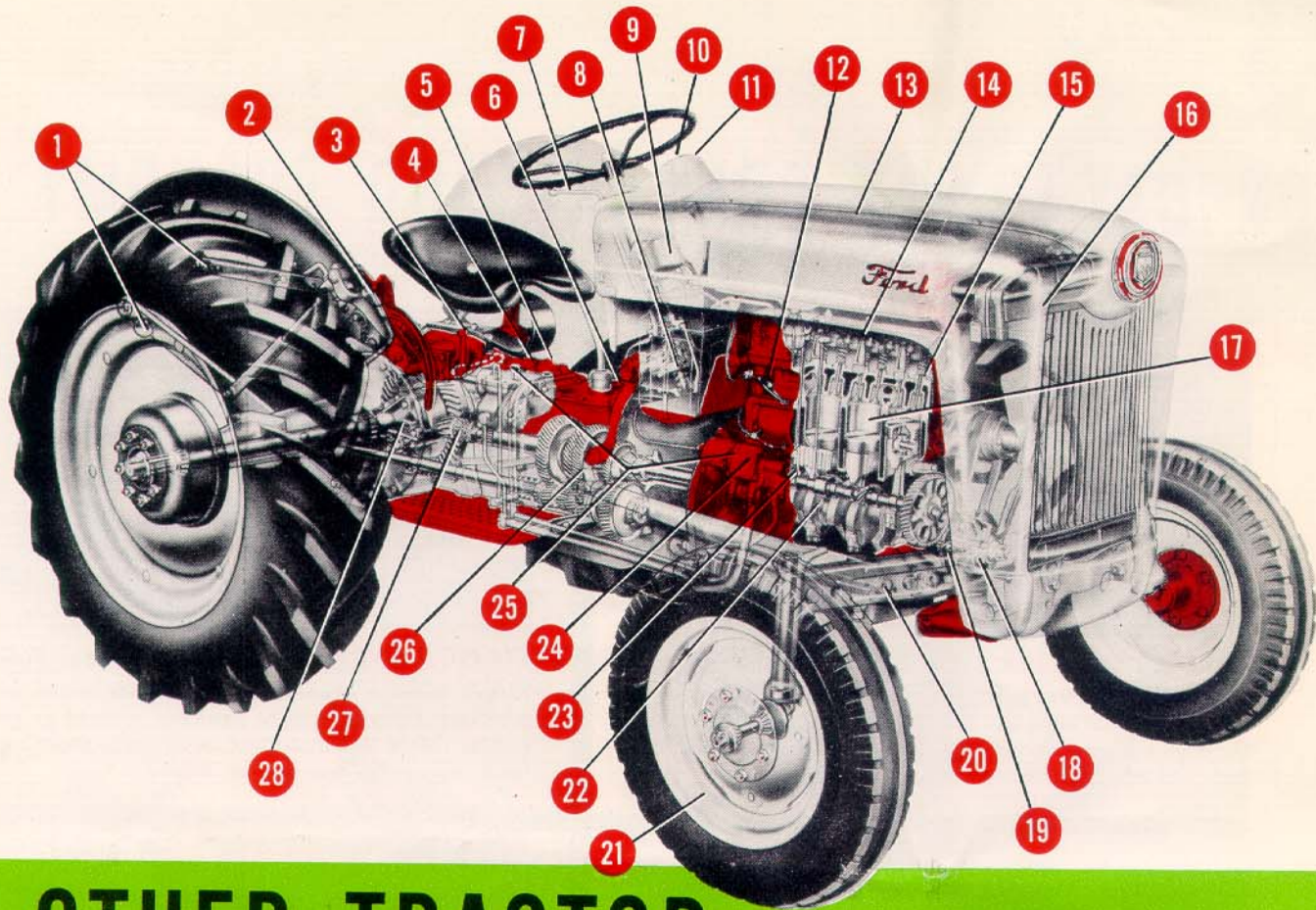
AIR CLEANER . . . Another Insurance Policy This is the heavy duty oil bath type, designed for dusty farm conditions. With proper maintenance attention, it does much to lengthen engine life. Screened air intake is easily removed for cleaning—an added convenience feature.



FULL LENGTH HOOD . . . For Easy Servicing Hood is entirely out of the way when filling the gas tank, checking the radiator or battery. Both the gas cap and radiator cap are concealed under the hood—protected from dust, dirt, rain and overhanging branches.



TOOL BOX . . . Handy to Get At, Always with the Tractor—Under the left step plate is a convenient tool box. Lift up the hinged cover and tools are within easy reach. Tools can't bounce out and are always with the tractor to save time, bother and annoyance.



NO OTHER TRACTOR

that costs so little OFFERS SO MUCH

- 1 3-Point Hitch:** Attach mounted implements in less than a minute.
- 2 Hydraulic Touch Control:** Raise, lower and adjust implements.
- 3 Built-In Constant Draft and Implement Position Control**
- 4 Mounting Pad for:**
 - Hydraulic Remote Control Unit:*** For operation of double-acting remote cylinders.
 - Hydraulic Booster:*** Increases rear end loader's lifting capacity.
 - Hydraulic Selec-Trol:*** Operate both front and rear-mounted tools from tractor's Touch Control lever.
- 5 Live PTO:*** Continuous power to PTO even when starting and stopping tractor. (Not illustrated.)
- 6 Safety Starter:** Prevents starting in gear.
- 7 Exact-Speed Throttle:** For "hair-line" speed settings.
- 8 Automotive Type, Ball-Nut Steering:** Positive steering control with less effort.
- 9 Automatic Voltage Control:** Keeps battery up—protects generator from overcharging.

*Sold separately.

- 10 Quick-Glance Instrument Panel:** Right before your eyes for quick-glance reading.
- 11 Exclusive Proof-Meter:** 5-in-1 instrument—gives you the operating facts you need.
- 12 Weatherproofed Ignition:** Integrally moulded synthetic rubber covers—surer starts in wet weather.
- 13 Streamlined Hood:** Improved row visibility.
- 14 New Overhead Valve Engine:** Large bore, short stroke, low friction, extra power.
- 15 Free-Rotating Exhaust Valves:** Maintain compression longer—minimizes common valve troubles.
- 16 Pressurized Cooling System:** Permits more efficient engine operating temperatures.
- 17 Dry Cylinder Sleeves—Centrifugally Cast Alloy:** Longer wearing. Stronger block—no seal to leak.
- 18 Front End Drive Adaptor:** Install power shafts in minutes for front end drive.
- 19 Lightning-Fast Governor:** On crankshaft, eliminates gear drive.
- 20 Adjustable Wheel Spacings:** For all widths of rows.
- 21 4-Wheel Stability:** Row crop ability.
- 22 Precision-Moulded Alloy Crankshaft:** Balanced in motion, finely finished. Extremely strong and rigid—less torsion strain.
- 23 Hy-Trol:** Change hydraulic speed to fit the job.
- 24 Constant-Running Hydraulic Pump:** Hydraulic system operates whenever engine is running, independent of clutch and gears.
- 25 Live-Action Hydraulic System:** Lines and valves always filled.
- 26 Constant Mesh Transmission:** Silent gears. Easier gear shifting, longer life.
- 27 Straddle-Mounted Pinion:** Strong mounting. Precision machined gears.
- 28 4-Spindle Differential:** Provides greater strength, greater durability.

SPECIFICATIONS

FORD TRACTOR—GOLDEN JUBILEE MODEL*

Regular Equipment: Rubber tires, safety starter, enclosed hydraulic mechanism with Constant Draft and Implement Position Control and engine driven vane type pump, battery, generator, voltage and current regulation, thermostat, oil pressure gauge, ammeter, temperature gauge, Proof-Meter, oil bath air cleaner, full-flow oil filter, adjustable wheel spacings, adjustable drawbar, drawbar stays and top link, fenders, muffler, tool box.

Engine:	Type	Overhead valve
	Cylinders	4
	Compression Ratio	6.6 to 1
	Displacement	134 Cu. In.
	Bore	3.437"
	Stroke	3.600"
	Fuel	Gasoline

Crankshaft: Precision moulded special alloy statically and dynamically balanced.

Main Bearing Size:	Front	2.5" x 1.5"
	Middle	2.5" x 1.75"
	Rear	2.5" x 1.64"

Connecting Rods: Forged steel—crank pin pressure lubricated. Bearing Size—2.3" x 1.03"

Pistons: Autothermic—aluminum alloy—cam ground.

Piston Rings: $\frac{3}{32}$ " top compression, chrome plated for longer engine life. $\frac{3}{32}$ " second compression. $\frac{3}{16}$ " oil ring.

Piston Pin: Full floating, lubricated by continuous splash from bearings—size 0.91" x 2.85".

Valves and Guides: Overhead valves. Removable cast chrome-moly steel alloy exhaust inserts. Chrome-moly closed coil springs. Removable valve guides.

Cooling System: Tube and fin type radiator with pressure type cap. Water pump is impeller type with pre-lubricated bearing. Water seal in pump is graphite against stainless steel. Fan diameter 15 $\frac{3}{4}$ ".

Pump cap. at 1400 rpm..... 16 gal. per min.
Coolant cap..... 15 qts.

Carburetor: Single up draft plain tube type of sturdy dustproof construction equipped with accelerating well and economizer. Schebler, $\frac{7}{8}$ " adjustable.

Fuel Tank Capacity: 11 gallons total capacity; 1 $\frac{3}{4}$ gallon in reserve tank.

Air Cleaner: Oil bath type with easily removable lower element for convenient cleaning.

Governor: Centrifugal, variable speed type. Fully enclosed, mounted on crankshaft.

Electrical System: Generator—two-brush type, rated at 1650 rpm—20 amps., capacity 160 watts. Regulator—voltage and current control. Ignition—automatic spark advance, side mounted distributor. Safety Starter—regular equipment. Battery—80 ampere hour, 13 plates, 6 volt.

Transmission: Constant mesh, four speeds forward

Gears	Engine RPM		
	1500	1750	2000
1st	2.77 mph	3.23 mph	3.69 mph
2nd	3.56 mph	4.16 mph	4.75 mph
3rd	4.90 mph	5.72 mph	6.54 mph
4th	10.23 mph	11.93 mph	13.64 mph
Rev.	3.20 mph	3.72 mph	4.27 mph

Clutch: Single plate—semi-centrifugal—foot operated—9" diam.

Steering: Automotive type ball-nut gear.

Front Wheels: Easy adjustment of tread from 48" to 76"—with 4.00 x 19 tires standard equipment. 5.50 x 16 optional at extra cost.

Rear Wheels: Tread adjustment in 4" increments from 48" to 76"—10 x 28 tires, standard. 11 x 28 tires optional at extra cost.

Brakes: Internal expanding, individually or jointly operated with right foot. Bonded lining.

Hydraulic Pump: Positive displacement vane type. Constant running, engine mounted. Maximum operating pressure 2000 pounds per square inch. Capacity adjustable from 2.25 to 5 gallons per minute by Hy-Trol valve on pump.

Over-All Measurements:

Wheelbase at 48" Tread.....	73 $\frac{7}{8}$ "
Maximum Height.....	57 $\frac{1}{4}$ "
Maximum Length.....	120 $\frac{3}{4}$ "
Maximum Width at 48" Tread.....	64 $\frac{3}{4}$ "
Maximum Width at 76" Tread.....	86"

Shipping Weight: Approximately 2510 lbs.

Design, Materials and/or Specifications are Subject to Change Without Notice and Without Liability Therefor.

*Model NAA

EXTRA EQUIPMENT AVAILABLE FOR SPECIAL CONDITIONS*

Lighting Kits

Headlight kit includes two sealed beam lamps and all necessary wiring and switch. Implement light kit has own switch, frosted flood beam. Tail light, instrument light and license bracket available also. Good lights may pay for themselves in one evening's use!

Bumper

Made of heavy steel, welded and riveted. Easily bolted to front axle. Protects radiator grille. Hitch on bumper lets you pull loads with chain, cable or rope. Also good for pushing wagons and other implements into barn.

Live PTO

For details see page 15.

Power Take-Off Pulley Assembly

Unit is easily attached to rear of differential housing. Pulley works in right, left or down position.

9" pulley, with 6 $\frac{1}{2}$ " face develops 1358 rpm at 2000 engine rpm; belt speed is 3200 ft. per minute. Spiral beveled alloy steel gears. Tapered roller bearings.

A.S.A.E. PTO Conversion Assembly

This attachment converts the Ford Tractor's PTO to meet A.S.A.E. standards. Assembly includes PTO extension, safety shield, drawbar extension and drawbar stay braces which properly position and lock hitch point.

Selec-Trol Valve

For operation of both Standard Front End Loaders and rear-mounted tools from built-in hydraulic system.

Remote Hydraulic Unit

Includes control valve and operating lever, Dearborn A.S.A.E. double-acting cylinder, break-away coupling and hoses. For details see pages 8 and 9.

Stabilizer Assembly

In some operations such as middlebusting or planting, you need rigid, straight line action. Stabilizer arms give you this rigidity against side motion, without affecting the lifting action of the hydraulic mechanism. Quickly and easily attached to the tractor.

Front Wheel Conversion Assembly

This larger front wheel disc and rim assembly permits use of regulation 6.00 x 16 tires. Desirable when equipment that puts an extra heavy load on the front end is used extensively—for example, a front end loader.

Tire Pump and Gauge

Uses engine compression to bring the convenience of filling station air right to your farm. Fills tractor tires, implement, truck or car tires. Durable, flexible 16 ft. hose with brass connections. Air pressure gauge.

*Sold separately

A Long Line of DEARBORN Mounted and Pulled Implements

... GIVES YOU

You've seen plenty of Ford Tractors at work in your area. You have probably seen them doing *more different kinds* of farm work than any other make of tractor.

The long line of Dearborn Equipment makes this possible—a wide range of mounted and pulled equipment *matched* to the Ford Tractor. Pricewise, you will find Dearborn Equipment just as big a value as the Ford Tractor itself.

Let us show you how much more *field performance* you get with Dearborn Equipment. And then, let us show you how this equipment can improve your farm . . . yes even help with your chore work!

SEE HOW MUCH MORE YOU CAN DO WITH THE FORD TRACTOR AND DEARBORN EQUIPMENT EVERY SEASON OF THE YEAR!



You have a wide selection of Dearborn plowing, tillage and planting equipment to get your crops in fast, get them in right.



Dearborn cultivating, haying and harvesting implements are time and work-savers during the busy summer season.



Corn picking, bean combining, fence building—Ford Tractor and Dearborn Equipment make all your fall work lighter!



Easy starting Ford Tractor and Dearborn Equipment such as Cordwood Saw, Snow Plow, Scraper, etc., lighten winter chores.

MATCHED PERFORMANCE



DEARBORN PLOWS

Economy Plows: Single bottom—16", 18". Two bottom—12", 14" and 16". All bottoms equipped with "Razor Blade" shares. Smooth or notched coulters and combination jointers sold separately. Conversion kits to make three bottom 12" and 14" plows from the corresponding two bottom plows are available.

Standard Plows: Two bottom 10" with scotch bottoms; 12" with sod and clay bottoms; 14" with general purpose or stubble bottoms. Variety of share shapes, sizes and materials. Conversion kits also available for these plows.

One-Way Plow: Equipped with 8 alloy steel discs. Cut approximately 4½ feet. Lifts, lowers hydraulically.

Two-Way Plow: 16" and 18" right and left hand Economy Bottoms, with "Razor Blade" shares.

Disc Plow: Equipped with two 26" high carbon discs and adjustable scrapers.

DEARBORN MIDDLEBUSTER

Middlebuster: Equipped with two beams, adjustable for row widths from 36" to 54". 12" blackland, 12" blackland with 14" shares, and 14" general purpose bottoms available. Coulters available as extra equipment. Can be equipped with two-row cotton and corn planting attachments.

DEARBORN SUBSOILER

Subsoiler: Maximum penetration 18". High lift. Reversible beam. 2" x 12" point also reversible.

DEARBORN FIELD CULTIVATORS

Field Cultivators: 9 spring trip shanks with 7" working width. Also available with 5 and 7 shanks. Reversible shovels, cultivator and duck-foot sweeps available.

DEARBORN DISC HARROWS

Lift Type

Tandem Disc Harrows: Available in 5, 6 and 7-foot sizes. 16", 18" and 20" discs (depending on model). Notched front gangs available for 5 and 6-foot models. Adjustable gangs. Scrapers sold separately.

Fold Over Disc Harrow: Two harrows in one—a Tandem Disc and a heavy duty Bush and Bog Harrow. Rear section folds onto top of front section. Notched discs, 6' cut.

DEARBORN DISC HARROWS

Pull Type

Tandem Disc Harrows: Available in 6 and 7-foot sizes with built-in weight boxes. 16" and 18" discs, smooth or notched front gangs. Ford Tractor Hitch or Universal Hitch available. Angle of gangs adjustable by tractor power.

DEARBORN BUSH AND BOG HARROWS

Lift Type Bush and Bog Harrows: Available with eight 20" or 22" notched discs. Adjustable gang angle. Gangs can be reversed and tilted. 62" cut at maximum angle. Also non-reversible type. Available in 20", 22" and 24" eight blade notched gangs.

DEARBORN SPRING TOOTH HARROWS

Spring Tooth Harrows: Available in two-section, 17 teeth with 6-foot cut or three-section, 25 teeth with 9-foot cut. Both models lift, lower by Ford Tractor Hydraulic Touch Control.

DEARBORN PLANTERS

Lift Type

Check Row Corn Planter: Checks, hill drops corn in 38", 40", 42" rows. Drills corn in 28" to 44" rows. Fertilizer equipment and a variety of attachments are available.

Hill Drop Planter: Similar to Check Row Planter above, except without checking mechanism.

Corn Drill Planter: Drills corn, soy beans, sorghum, maize and many other row crops in row spacings of 28" to 44". Fertilizer equipment and a variety of attachments are available.

Covington Planters: Two-row. Drills cotton, corn, beans, peanuts and sorghums. Fertilizer distributor, 10 plates and 6 sprockets included.

Kelly Planter Attachments: For use with Dearborn Middlebuster or Dearborn Row Crop Cultivator frames. Five models available give you wide choice of openers and covers. Plants cotton, corn, peanuts and sorghum. Fertilizer distributor sold separately.

DEARBORN-Peoria GRAIN DRILL

Fertilizer Grain Drill: 13 single disc openers—7" spacing—universal tractor hitch. Fluted type grain feeds, power lifted single disc openers. Grass seed attachment, oat agitator and footboards sold separately.

DEARBORN ROW CROP CULTIVATORS

Rigid Shank Cultivator: 11 rigid shanks with heat-treated sweeps and rolling guide. Row width adjustable in 2" steps. Rotary Hoe Attachments sold separately.

Spring Shank Cultivator: Equipped with 11 spring shanks and rolling guide—available with reversible shovels or sweeps. Rotary Hoe Attachments sold separately.

Note: Cultivator frame, less shanks and rolling guide, can be purchased separately for mounting planting equipment.

DEARBORN ROTARY HOE

Rotary Hoe: Lift type, two section with 32 wheels, 10 teeth per wheel. Working width 88".

DEARBORN MOWERS

Rear Attached Mowers: With 6 or 7-foot cutter bars. V-belt drive from power take-off. Safety break-back. Two knife assemblies included.

Side Mounted Mowers: 5 or 6-foot cutter bars. Double V-belt driven. Cutter bar height power controlled; cutting range 45° below horizontal to almost vertical. 12" curb lift. Standard equipment includes two knife assemblies, ignition cut-out switch, rock guards.

DEARBORN RAKES

Heavy Duty Side Delivery Rake: Four bar, tractor drawn, two-wheel ground driven. Sold without tires, tubes. Takes 6:00 x 16 size.

Sweep Rake: Lifts, lowers by Ford Tractor Hydraulic Touch Control. 500 lb. rated load capacity. Sweeping width: 10 feet, 6 inches.

DEARBORN HAY BALER

Hay Baler: One man, automatic type, 26 h.p. engine, plunger type, rotary spring finger pick up auger and sweep arm feed into bale chamber. Forms 36" or 42" rectangular sliced bales, twine tie. Equipped with bale counter, automatic tension device, adjustable drawbar, self starter, slip clutches, jack stand. Wagon tongue and chute extension sold separately. Capacity up to 8 bales per minute.

DEARBORN-WOOD BROS. COMBINES

Combines: Engine or PTO driven. Bagger and bin models available in each type. 6' header, variable speed cylinder drive, ground driven reel. Comes equipped with 8 ply rating 6:50 x 16 tires. Wide variety of extra equipment sold separately including dual wheels, windrow pick-up, scour clean, flax rolls, dirt removal attachment, tailings by-pass attachment, power drive reel attachment, low cylinder speed attachment.

DEARBORN-WOOD BROS. CORN PICKER

Corn Picker: One-row pull type. Can be used with two or three plow tractors with A.S.A.E. Standard PTO and hitch. Husking bed 13½" x 36"; 3 rubber, 3 steel rolls. Snapping bar, corn saver, spiral feed husk bed.

DEARBORN-WOOD BROS. CORN HARVESTER

Corn Harvester: One-row pull type. Can be used with two or three plow tractors with A.S.A.E. Standard PTO and hitch. Comes with blower, snapping bar, rubber tires.

DEARBORN PEANUT DIGGER AND WINDROWER

Peanut Digger and Windrower: Two row, lift type. Digs and windrows. Capacity up to 2 acres per hour.

DEARBORN UNIVERSAL FRAME AND ATTACHMENTS

Universal Frame: For use with front-mounted Dearborn Angle Dozer, Dearborn Blade Snow Plow, Dearborn "V" Snow Plow.

Angle Dozer Blade: Cutting width 60". Angles left or right; lifts and lowers by Ford Tractor Hydraulic Touch Control.

Blade Snow Plow: Cutting width 60". Angles to right or left. Lifts, lowers by Ford Tractor Hydraulic Touch Control.

"V" Snow Plow: Cutting width 60". Lifts, lowers by Ford Tractor Hydraulic Touch Control.

DEARBORN REAR-MOUNTED BLADES

Utility Blade: 6' cut when straight; angles right, left, reverses for back-filling. Adjustable pitch and side tilt. Replaceable cutting edge.

Danuser All-Purpose Blades: 6' and 8' models. Can be offset 8" right or left of center. Adjustable for angle, pitch, tilt. Replaceable cutting edge.

DEARBORN SCOOP

Scoop: Has 6 cu. ft. capacity. Lifts, lowers by Ford Tractor Hydraulic Touch Control.

DEARBORN LOADERS

Standard Loader: Works off tractor hydraulic system by Selec-Trol Valve, has 750 lb. lifting capacity. 9 cu. ft. bucket, crane, manure fork sold separately.

Heavy Duty Loader: Same basic frame, lift arms, ram cylinders as Standard Loader. Heavy Duty Loader has separately mounted hydraulic pump, lift capacity increased to 1000 lbs. Bucket, crane, manure fork sold separately.

Industrial Loader: Completely new design, with twin hydraulic bucket control cylinders. Separate hydraulic pump. Lift capacity 1000 lbs. Items sold separately include 9 cu. ft. material bucket, 16 cu. ft. snow bucket, crane attachment, adapter unit for dozer blade, snow plow blade, "V" snow plow, manure fork.

Rear Mounted Loader: Operated by tractor hydraulic system. Can be attached or removed in less than 5 minutes after original installation. 1500 lb. breakaway capacity; 500 lb. lifting capacity.

DEARBORN WAGON

Standard Wagon: Automotive type steering, rocking bolster, adjustable tie rods. Capacity 5,000 lbs. Tires and box not supplied with wagon.

DEARBORN CORDWOOD SAW

Cordwood Saw: 30" blade, roller bearings, safety guard, pulley, belt.

DEARBORN MANURE SPREADER

Manure Spreader: Capacity 50 bushels, 16 gauge iron box, open bar type beaters, wide-spread paddle fan type, five speed conveyor. Models sold with or without tires.

DEARBORN LIME AND FERTILIZER SPREADER

Lime and Fertilizer Spreader: Capacity 800 to 1000 lbs. 8-foot and 10-foot models; distributing rate adjustable from 150 to 5000 lbs. per acre. Tires sold separately.

POST HOLE DIGGER

Danuser Post Hole Digger: Lifts, lowers by Ford Tractor Hydraulic Touch Control. Self centering. Augers, sold separately, are available in sizes from 4" to 24" diameter.

DEARBORN CRANE

Rear End Crane: 400 lbs. capacity. Lifts, lowers by Ford Tractor Hydraulic Touch Control.

Note: With very few exceptions, Dearborn implements sold for use with the 8N Ford Tractor will fit the Golden Jubilee Model Ford Tractor. For these few exceptions, adapter kits, sold separately, are available. Ask your Ford Tractor dealer for details.

Dearborn Motors Corporation Reserves the Right to Make Changes in Design, Material and/or Specifications, Without Notice and Without Liability Therefor.



NEW FORD TRACTOR



**GET THE FEEL OF
THE NEW FORD TRACTOR ...
DRIVE IT YOURSELF!**

Neither words nor pictures can more than hint at the experience awaiting you when you actually take the wheel of the new Ford Tractor and feel it go to work.

No matter how many tractors you have handled—no matter what their size or power—we promise you something new, different and better in tractor performance. Only when you get behind the wheel of the new Ford Tractor can you really appreciate what we mean.

Feel How Tractor and Implements Work Together

Aside from the performance of the tractor itself, there's something else that's new and different about using a Ford Tractor. That is the way that Dearborn Implements and this great new tractor *work together*. It's a difference arising from the fact that Dearborn Implements are specially designed for use with the Ford Tractor—designed so that tractor and implement become a single, highly efficient farming machine instead of two separate pieces of equipment. It's a difference you'll sense immediately; one that results in better work and more production. It's what we mean by "Ford Farming."

Try it yourself and see. Just tell us when you can spare time for a demonstration.

Ford Farming

**MEANS BETTER WORK
... MORE PRODUCTION**